

Turnitin Canvas Integration

Student Usage Guide

Contents

Turning in a Turnitin-enabled Assignment

Viewing Results for a graded Turnitin-enabled Assignment

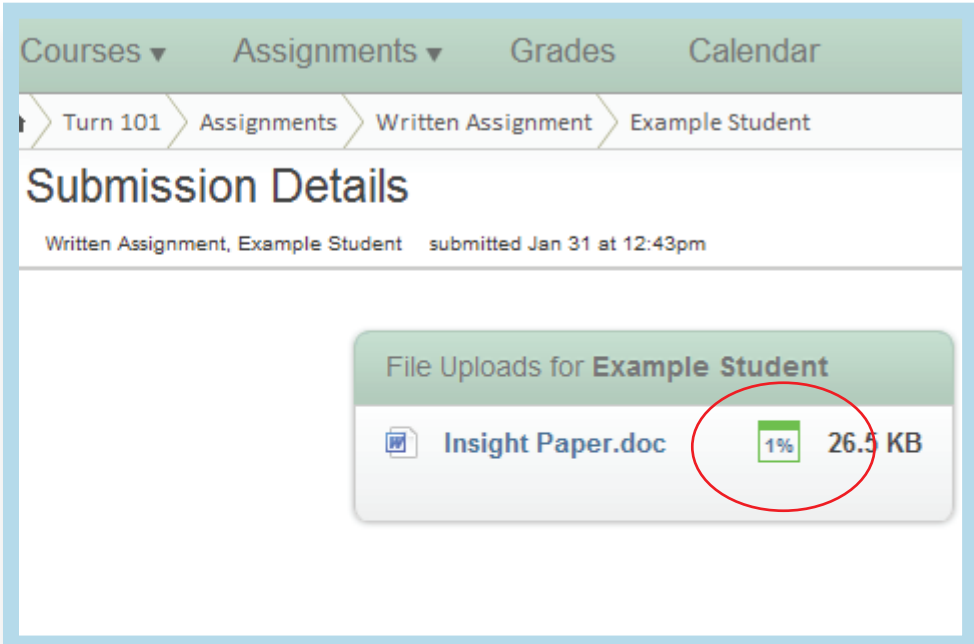
Turning in a Turnitin Assignment

The process for turning in a Turnitin-enabled assignment is the same as turning in any other assignment in Instructure Canvas.

Viewing Results for a graded Turnitin-enabled Assignment

Once an assignment has been graded you will be able to access the results of the Originality Report for the turned-in assignment.

The color of the icon is an indicator of the general level of the Originality Report. Possible colors are green, yellow, orange, red, blue (no score) or gray (score pending). Click this icon to see the full Originality Report.





Courses ▾ Assignments ▾ Grades Calendar

Turn 101 > Assignments > Written Assignment > Example Student

Submission Details

Written Assignment, Example Student submitted Jan 31 at 12:43pm

File Uploads for Example Student

| | | | |
|---|-------------------|---|---------|
|  | Insight Paper.doc |  | 26.5 KB |
|---|-------------------|---|---------|