

# Turnitin Canvas Integration

## Teacher Usage Guide

### Contents

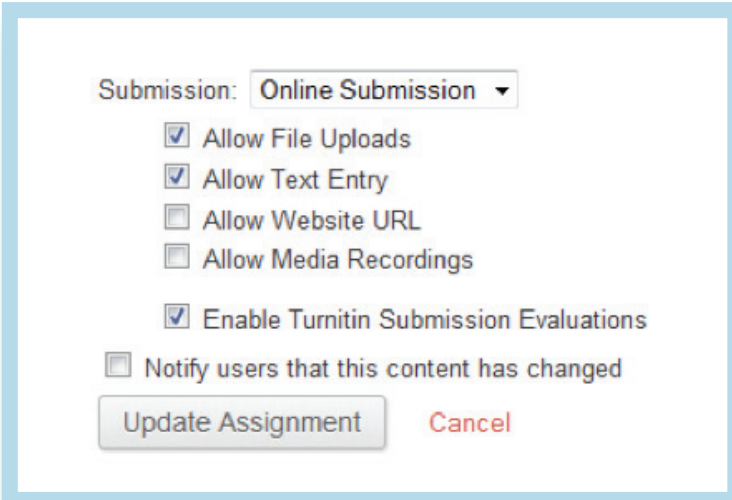
Enabling Turnitin for an Assignment  
Setting the Course Note for Turnitin Assignments  
Accessing Turnitin Reports

## Enabling Turnitin for an assignment

Enabling the Turnitin originality checker is an integrated part of the Instructure Canvas LMS. Once your account administrator has correctly configured the integration, a new check box will appear when editing assignments.

On the assignment details form, for the “Submission” field, select “Online Submission”.

If you check either “Allow File Uploads” or “Allow Text Entry” then you will see a new check box appear which says “Enable Turnitin Submission Evaluations”. Turnitin originality checks are only available for these two types of online submissions.



Submission: **Online Submission** ▼

- Allow File Uploads
- Allow Text Entry
- Allow Website URL
- Allow Media Recordings
- Enable Turnitin Submission Evaluations
- Notify users that this content has changed

After you have checked the field, click “Update Assignment” to save this value.

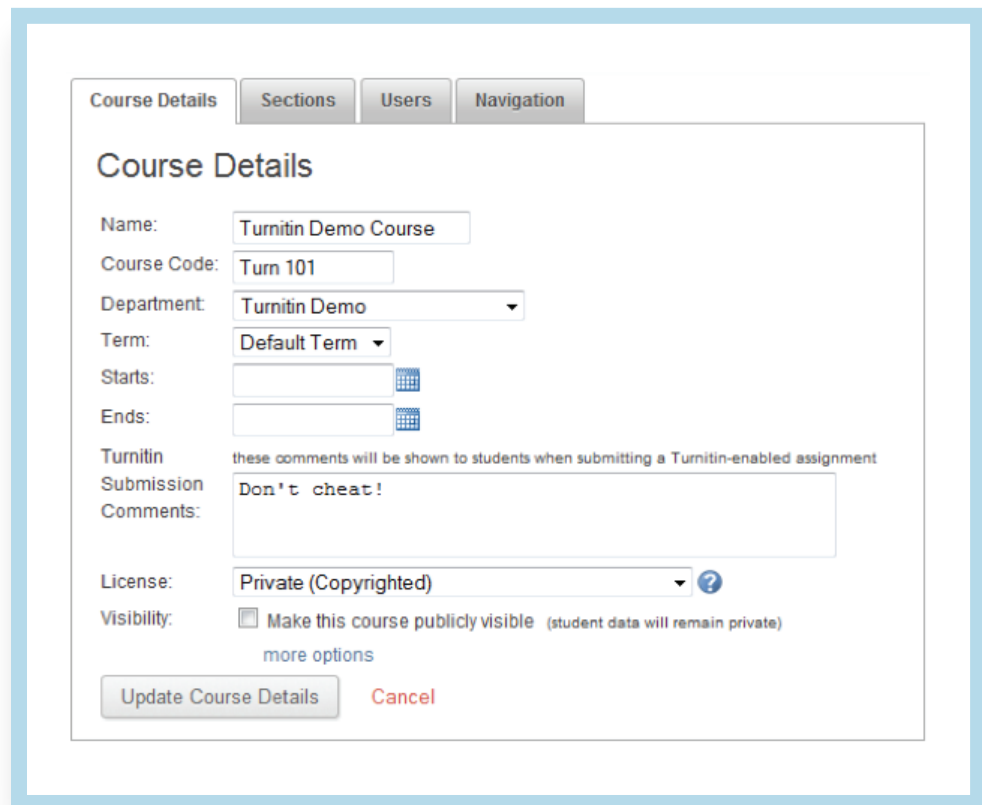
You will now see a message indicating that this assignment is Turnitin-enabled, and when students try to turn in this assignment they will be required to check a box indicating that they agree with the plagiarism pledge before they can submit the assignment.

## Settings the Course Note for Turnitin Assignments

The account administrator can set a standard comment that all students will see when trying to turn in a Turnitin-enabled assignment. Course instructors can add their own personal message to be shown for any assignments in their course.

To set this message, click the “Settings” link in the left-side navigation of the course.

Enter your message in the “Turnitin Submission Comments” field and click “Update Course Details”. This field will only appear if Turnitin is properly configured on your account.



The screenshot displays the 'Course Details' form within the Instructure interface. At the top, there are four tabs: 'Course Details' (selected), 'Sections', 'Users', and 'Navigation'. The form is titled 'Course Details' and contains the following fields and options:

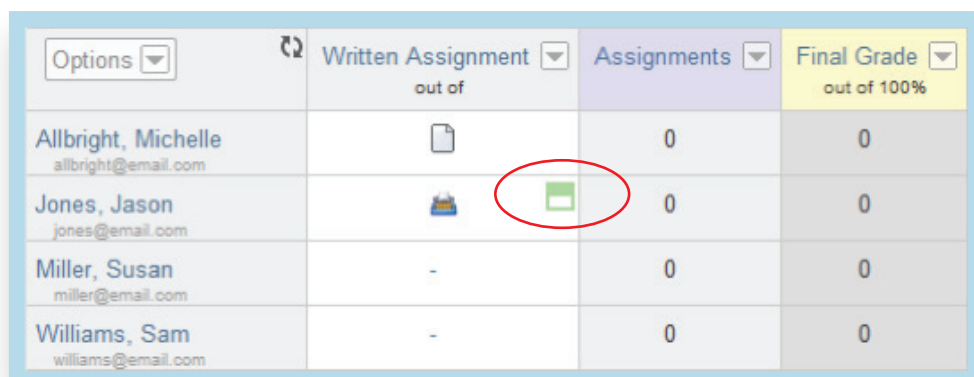
- Name:** Turnitin Demo Course
- Course Code:** Turn 101
- Department:** Turnitin Demo (dropdown menu)
- Term:** Default Term (dropdown menu)
- Starts:** [Empty text box] [Calendar icon]
- Ends:** [Empty text box] [Calendar icon]
- Turnitin Submission Comments:** these comments will be shown to students when submitting a Turnitin-enabled assignment. The text 'Don't cheat!' is entered in the text area.
- License:** Private (Copyrighted) (dropdown menu with a help icon)
- Visibility:**  Make this course publicly visible (student data will remain private) more options

At the bottom of the form, there are two buttons: 'Update Course Details' and 'Cancel'.

## Accessing Turnitin Reports

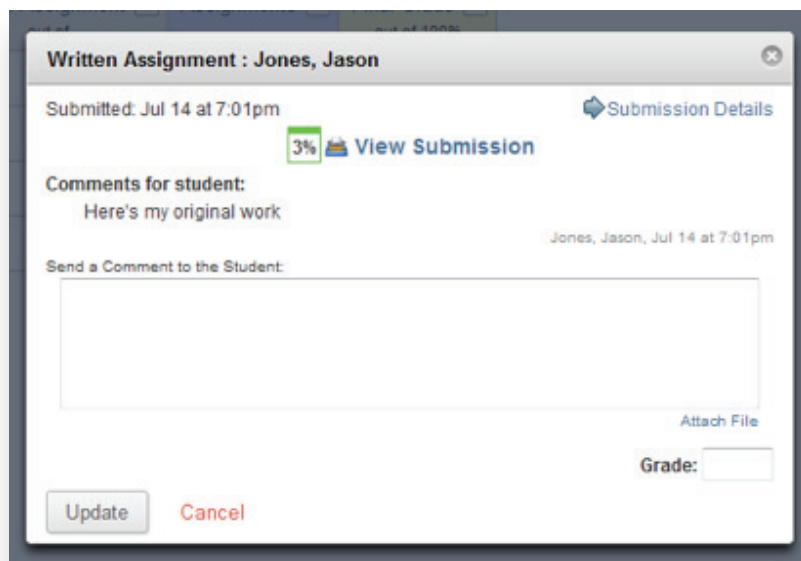
Turnitin reports are available in the gradebook and SpeedGrader for your course. Once an assignment submission has been evaluated a Turnitin icon will appear as part of the submission details. The color of the icon is an indicator of the general level of the Originality Report. Possible colors are green, yellow, orange, red, blue (no score) or gray (score pending).

Click this icon to see the full Originality Report.



Options	Written Assignment out of	Assignments	Final Grade out of 100%
Allbright, Michelle allbright@email.com		0	0
Jones, Jason jones@email.com		0	0
Miller, Susan miller@email.com	-	0	0
Williams, Sam williams@email.com	-	0	0

The full Originality Report.



**Written Assignment : Jones, Jason**

Submitted: Jul 14 at 7:01pm [Submission Details](#)

3% [View Submission](#)

**Comments for student:**  
Here's my original work

Jones, Jason, Jul 14 at 7:01pm

Send a Comment to the Student:

[Attach File](#)

Grade: