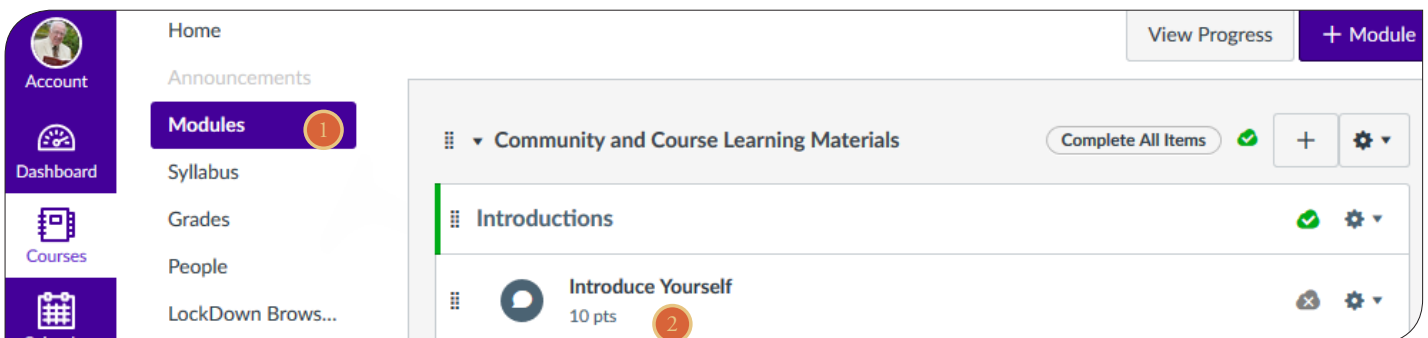
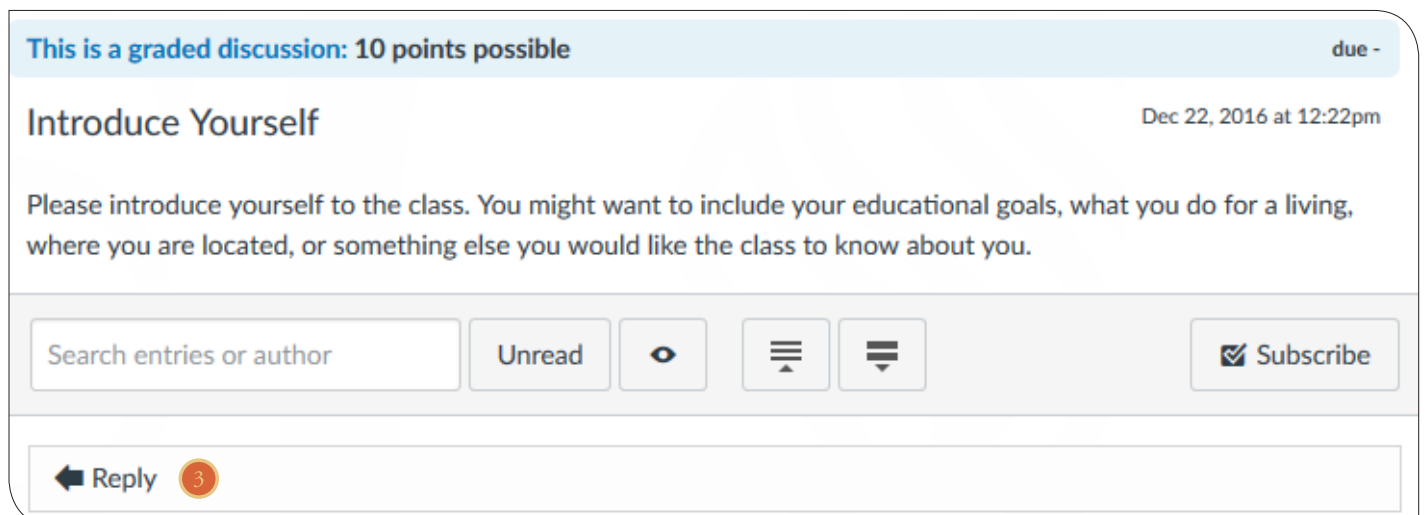


How to submit a Panopto presentation

To submit to a discussion:

- [1] Click on Modules
- [2] Click on the discussion where you need to share your presentation
- [3] Click on reply
- [4] Click on the Panopto Recordings Icon
- [5] Click on the recording you want to share
- [6] Click on Insert
- [7] Click on Post Reply








This is a graded discussion: 10 points possible due -

Introduce Yourself

Dec 22, 2016 at 12:22pm

Please introduce yourself to the class. You might want to include your educational goals, what you do for a living, where you are located, or something else you would like the class to know about you.

Search entries or author Unread    Subscribe

 Reply 3

This is a graded discussion: 10 points possible due -

Introduce Yourself Dec 22, 2016 at 12:22pm

Please introduce yourself to the class. You might want to include your educational goals, what you do for a living, where you are located, or something else you would like the class to know about you.

Unread

Subscribe

HTML Editor

B *I* U A A *I*_x

 x^2
 x_2

π

Font Sizes
Paragraph

4
Macmillan Higher Education Editor Button

Panopto Recordings

p

 Attach
Cancel
Post Reply

Panopto Recordings ✕

Sample Course 2017

Choose
Upload
Record

5

Panopto Basic Editor
2/27/2017

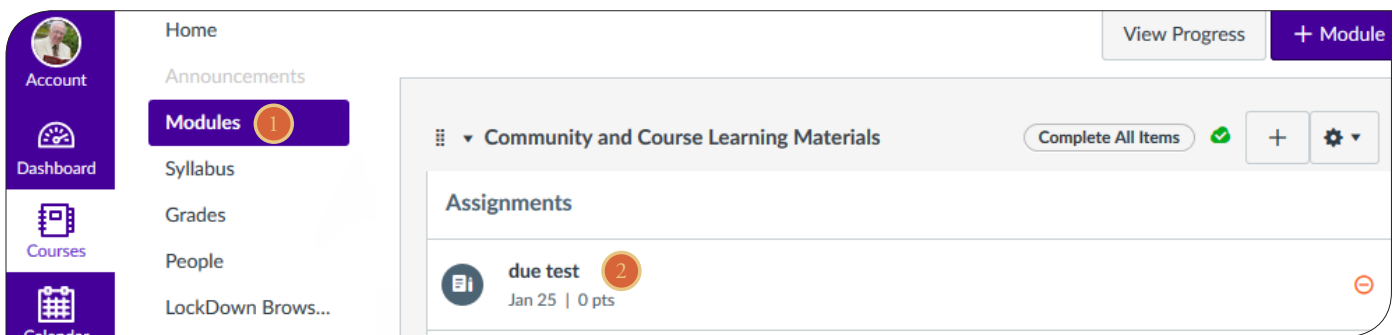
Unique to you and your topic
2/24/2017

Sample Video
2/24/2017

6
Insert

To submit as an assignment :

- [1] Click on Modules
- [2] Click on the assignment where you need to submit your presentation
- [3] Click submit assignment
- [4] Click on the Panopto Recordings Icon
- [5] Click on the recording you want to share
- [6] Click on Insert
- [7] Click on Submit Assignment



Home View Progress + Module

Account

Announcements

Modules 1

Syllabus

Grades


People

LockDown Brows...

Community and Course Learning Materials Complete All Items +

Assignments

due test 2
Jan 25 | 0 pts



















due test 3 Submit Assignment

Due Jan 25 by 11:59pm Points 0

Submitting a text entry box, a website url, a media recording,

Copy and paste or type your submission right here.

B *I* U A **A** *I*      x^2 x_2   

        Font Sizes ▾ Paragraph

4 Macmillan Higher Education Editor Button

Panopto Recordings

p

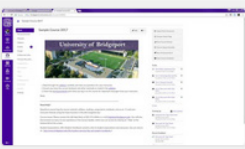
Comments...


Cancel Submit Assignment 7


Panopto Recordings ✕

Sample Course 2017 ▾

Choose Upload Record

- 

5 Panopto Basic Editor
2/27/2017
- 

Unique to you and your topic
2/24/2017
- 

Sample Video
2/24/2017

6 Insert