

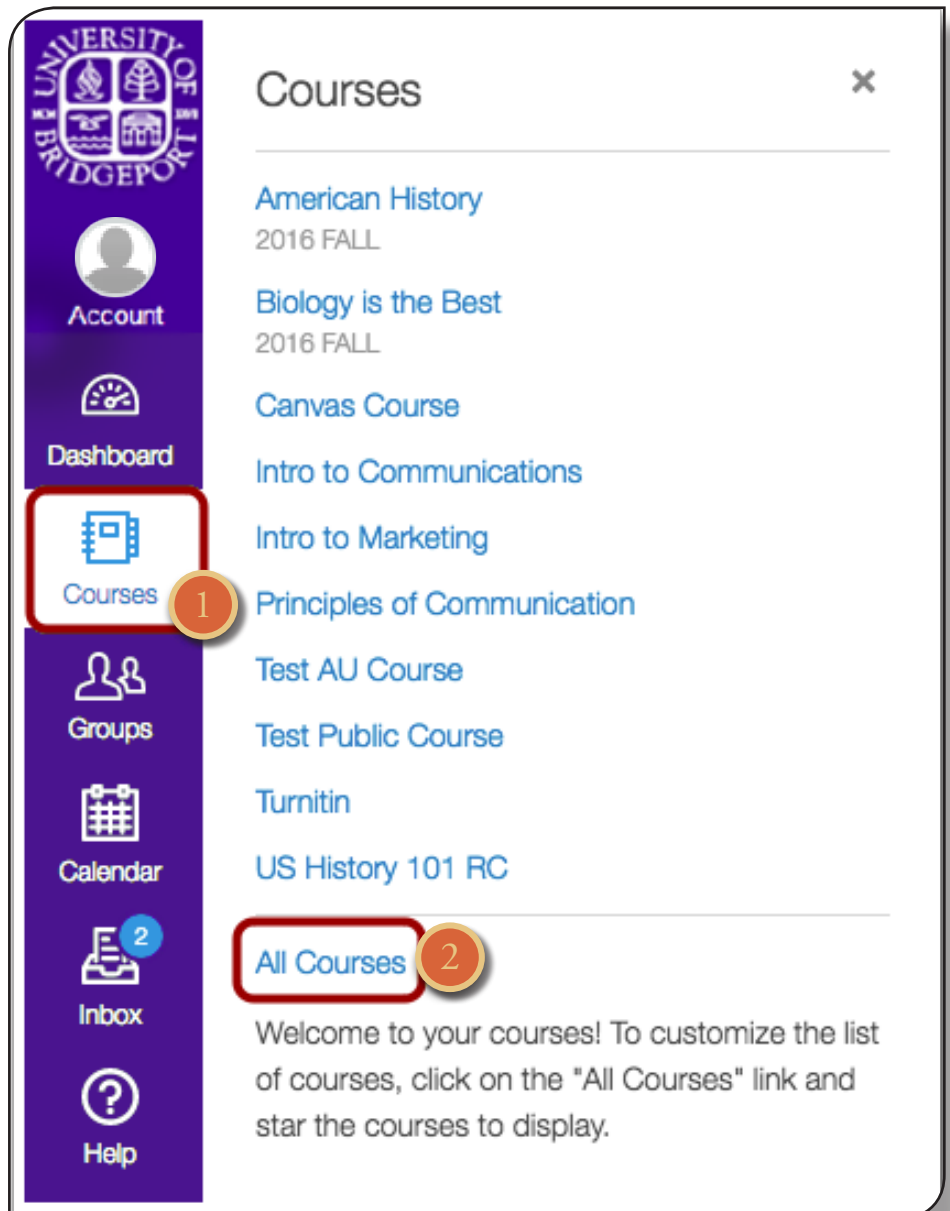
How do I view my Canvas courses?

After logging into Canvas, you can view your current, past, and future enrollment courses in Canvas.

Note: Some institutions may restrict the option to view or access future enrollment courses before the start date and/or access concluded courses after the course has ended.

Open Courses

In Global Navigation, click the **Courses** link [1], then click the **All Courses** link [2].



Courses [X]

- American History
2016 FALL
- Biology is the Best
2016 FALL
- Canvas Course
- Intro to Communications
- Intro to Marketing
- Principles of Communication
- Test AU Course
- Test Public Course
- Turnitin
- US History 101 RC

All Courses [2]

Welcome to your courses! To customize the list of courses, click on the "All Courses" link and star the courses to display.

View Courses

All Courses 1

+ Course

Course	Nickname	Term	Enrolled as	Published
☆ English 101			Student	No
☆ ■ Biology 101		2016 Spring	Student	Yes
☆ ■ Intro to Communications	Communications Class		Teacher	Yes
☆ ■ History 101		2016 Spring	Observer	Yes
☆ ■ US History 101 RC			Student	Yes

Past Enrollments 2

Course	Nickname	Term	Enrolled as	Published
☆ ■ Hist 101 Summer 2015		Summer 2015	Teacher	Yes
☆ ■ History 101 Fall 2015		2015 Fall	Teacher	Yes

Future Enrollments 3

Course	Nickname	Term	Enrolled as	Published
☆ Basic Written Communications		2016 Fall	Student	No
☆ ■ Biology 103		2016 Spring	Student	Yes

My Groups 4

Group	Course	Term
■ Group 5	US History 101 RC	

Courses are organized into All Courses [1], Past Enrollments [2], Future Enrollments [3], and Groups [4].

View All Courses

All Courses

[+ Course](#)

Course	³ Nickname	⁴ Term	⁵ Enrolled as	Published
☆ English 101 ²			Student	No
☆ ■ Biology 101 ¹		2016 Spring	Student	Yes
☆ ■ Intro to Communications	Communications Class		Teacher	Yes
☆ ■ History 101		2016 Spring	Observer	Yes
☆ ■ US History 101 RC			Student	Yes

All Courses are courses that are part of the current semester or term. However, depending on access settings for a course, My Courses can also display courses that have not yet started or are unpublished.

Courses that are available to you are listed in blue text [1]. These courses have been published and include a link to the course. To open a course, click the name of the course. Courses that are within the current term dates but are not yet available are listed in black text [2]. These courses have not been published.

You can also view any nicknames you have created for courses [3].

If a course includes a term date [4], the term date displays next to the course name.

Each course includes your enrollment status [5]. Statuses can be student, teacher, TA, observer, designer, or a custom role as created by your institution.



View Past Enrollments

Past Enrollments				
Course	Nickname	Term	Enrolled as	Published
☆  Hist 101 Summer 2015		Summer 2015	Teacher	Yes
☆  History 101 Fall 2015		2015 Fall	Teacher	Yes

Courses under the **Past Enrollments** heading are courses that have concluded but are still available as a read-only archived course. Prior users can view course material and grades but cannot submit any assignments.

Note: Some institutions may not allow past enrollments to display in the Courses page.

View Future Enrollments

Future Enrollments				
Course	Nickname	Term	Enrolled as	Published
☆ Basic Written Communications 		2016 Fall	Student	No
☆ Biology 103 		2016 Spring	Student	Yes

Future Enrollments are courses that will be made available as part of an upcoming term or specific course start date.

Future courses may be published or unpublished. However, some institutions may restrict students from viewing published courses before the start date. If you are student and a future published course does not include a link [1], the course cannot be viewed until the start date.

If a future course does include a link [2], you can view course content but cannot fully participate in the course until the start date. Full participation includes submitting assignments and replying to discussions.

Note: Some institutions may not allow future enrollments to display in the Courses page.

View Groups

My Groups		
Group	Course	Term
Group 5	US History 101 RC	

If you are enrolled in groups, the Groups section displays any groups within your current courses. You can view all your groups in your [groups list](#).